



**THE
GIBRALTAR POLICE AUTHORITY**

ANNUAL REPORT

2007 - 2008

The Community in Policing

Contents

| | Subject | Page |
|---|---|------------|
| Foreword | | - |
| Report on the Policing Plan 2007-2008: | | 1 to 4 |
| | <i>Counter Terrorist Activity Policing</i> | 1 |
| | <i>Citizen Focus</i> | 2 |
| | <i>Promoting Public Safety</i> | 3 |
| | <i>Reducing and Investigating Crime</i> | 4 |
| Statistics for 2007-2008: | | Annex A |
| | <i>Part 1 – Serious Crime</i> | A-2 & A-3 |
| | <i>Part 2 – Minor Crime</i> | A-4 & A-5 |
| | <i>Searches undertaken during 2007-2008</i> | A-5 |
| | <i>Part 3 – Traffic and Miscellaneous Matters</i> | A-6 |
| | <i>Five Year Comparisons:</i> | A-7 to A-9 |
| | <i>Drug Enforcement</i> | A-7 |
| | <i>Drug Supply and Trafficking</i> | A-7 |
| | <i>Burglary Detection Rate</i> | A-7 |
| | <i>Burglary Reports</i> | A-8 |
| | <i>Crimes Reported</i> | A-8 |
| | <i>Driver Misbehaviour</i> | A-8 |
| | <i>Anti-Social Behaviour Enforcement</i> | A-9 |
| | <i>Road Traffic Accidents</i> | A-9 |
| | <i>Serious Crimes per 1000 Population</i> | A-9 |
| GPA's Review: | | Annex B |
| | <i>GPA Meetings</i> | B-1 |
| | <i>Value for Money in Policing</i> | B-1 |
| | <i>Community Engagement</i> | B-2 |
| | <i>Police Complaints Board</i> | B-2 & B-3 |
| | <i>Premises and Staff</i> | B-3 |
| | <i>Web-Site</i> | B-3 |
| RGP's Review: | | Annex C |
| | <i>Strength</i> | C-1 |
| | <i>Financial Support</i> | C-1 |
| | <i>Resources</i> | C-1 |
| | <i>Training</i> | C-2 & C-3 |
| | <i>Investor in People</i> | C-3 |
| | <i>Honours and Awards</i> | C-3 to C-5 |
| | <i>Retirements</i> | C-5 |
| | <i>Demands on the RGP during 2007-2008</i> | C-6 |



Foreword

In accordance with the Gibraltar Constitution and the provisions of the Police Act 2006, the Gibraltar Police Authority (GPA) was constituted in March 2007. The first major task of the GPA was to produce a Policing Plan for the year 1st April 2007 to 31st March 2008. A tall order considering that the GPA had first met on the 19th March 2007. It was therefore impossible for the GPA to initiate a public consultation exercise to take in the views of the community to formulate the Policing Plan. However the RGP had carried out a public consultation exercise and the results were considered in the drawing up of the policing plan. A draft was jointly produced by the GPA and the RGP and following consultation with the Governor and the Government, as stipulated by the Police Act 2006, the plan was duly tabled in Parliament.

The aim of this report, which is set out in the following pages, is to assess the results achieved by the RGP in the implementation of the Policing Plan 2007-2008. It includes a full statistical return of crime in Gibraltar ending with a 5 year comparison.

The report also contains a resume on the GPA and the RGP.

The GPA is committed under the Police Act 2006 to provide a mechanism for enhanced police accountability through a process of consultation with the community. This consultation is paramount in the formulation of the Annual Policing Plan and in other areas of police work. In addition to the annual public consultation exercise which the GPA will undertake (the last one took place in November-December 2007) the GPA is keen to receive information from the public at any time on any police matter under the remit of the GPA. I and my colleagues in the GPA guarantee that any such matter brought to our notice will receive prompt attention.

In accordance with the Police Act 2006 the GPA has established a Police Complaints Board (PCB). On the 27th March 2008 the new Police Complaints Regulations 2008 came into force. These regulations set out the manner of making complaints against the conduct of Police Officers and how the complaints will be investigated by a fully independent board. The PCB under the auspices of the GPA will soon produce a brochure outlining the full complaints procedure to assist persons who wish to lodge a complaint. This document will be available to all the members of the community.

E A Guerrero OBE JP

Chairman



Report on the Policing Plan 2007/2008

1. Counter Terrorist Activity Policing

Strategic Aim:

Since the events of 9/11 the world has been on a moderate state of alert and that remains the position. Our community is no different although at present the RGP has no intelligence to suggest the incidence of any terrorist activity or the existence of an active terrorist cell in Gibraltar.

However the threat remains close as evidenced by the arrests in Ceuta and the terrorist incidents in Morocco. The RGP needs therefore to continue to work with its partner agencies to thwart those individuals and groups intent on disrupting our society.

Tactical Approach:

The RGP in consultation with the GPA agreed to:

- Continue to raise awareness throughout the year through Project Citadel.
- Use Special Branch officers in support of visible policing to deter and disrupt possible terrorist activity.
- Continue to develop intelligence sharing partnerships.
- Conduct counter terrorism exercises.
- Monitor and work closely with the Security and Immigration Agency and Gibraltar Customs Department on entry points to Gibraltar.

Operational Results:

| | |
|---------------------|--|
| Key Measure: | Increase number of external information briefings under Project Citadel. |
| Result: | <i>53 in total, a substantial increase of 47 when compared to 2006/07.</i> |
| Key Measure: | Increase number of structured intelligence briefings. |
| Result: | <i>37 in total, an increase of 22 when compared to 2006/07.</i> |
| Key Measure: | Maintain number of partnership meetings under Operation Baywatch. |
| Result: | <i>11, this being an increase of 7 when compared to 2006/07.</i> |
| Key Measure: | Increase number of operations running. |
| Result: | <i>11, this being an increase of 2 when compared to 2006/07.</i> |



2. Citizen Focus

Strategic Aim:

The RGP continues to be responsive and accountable to our community. They need to understand their perceptions and the factors that influence their views.

The RGP needs to ensure that they listen to the views expressed by our community and that they allow those views to shape the way they deliver their service.

The result of consultation and close links with our community has highlighted key concerns around High Visibility Policing and Traffic issues.

Tactical Approach:

The RGP in consultation with the GPA agreed to:

- ❑ Develop its neighbourhood-policing programme to ensure that the RGP is visible, responsive and accountable to the various sectors of the community it serves.
- ❑ Develop its joint engagement strategy.
- ❑ Develop its Roads Policing Strategy.
- ❑ Publicise the contact details of all its Community Beat Officers.
- ❑ Develop its Intelligence led model.
- ❑ Making the most of its resources by increasing the amount of time officers spend in frontline policing duties.
- ❑ Increase the High Visibility Policing areas.
- ❑ Develop the use of the Media to proactively inform the public.
- ❑ Target persistent offenders.
- ❑ Free up Police Officers for front line duty, where appropriate by replacing them with Civilian Support Staff.

Operational Results:

| | |
|---------------------|--|
| Key Measure: | Increase percentage of Police Officers to front-line duties. |
| Result: | <i>72%, an increase of 7% when compared to 2006/07.</i> |
| Key Measure: | Increase the patrol areas subject to High Visibility Policing. |
| Result: | <i>8 extra patrol areas were created over and above the 2006/07 amount.</i> |
| Key Measure: | Maintain or increase levels of community satisfaction to police response to Road Policing Issues, measured by public survey. |
| Result: | <i>44% of respondents felt partially or fully satisfied with RGP response.</i> |

3. Promoting Public Safety

Strategic Aim:

Gibraltar is widely recognised as a very safe place in which to live and work and the risk of being a victim of crime is low. However people's fears and concerns, often stoked by lower level disorder, may raise the community's concerns to specific issues.

The RGP needs to enhance their efforts to reduce these concerns and the insecurity those concerns may create by increasing highly visible, high quality neighbourhood policing with an emphasis on tackling the policing issues that most affect our community.

Tactical Approach:

The RGP in consultation with the GPA agreed to:

- Continue to promote its Road Safety and Sea Safety Campaigns.
- Develop at least two anti-drink driving campaigns during the year.
- Increase High Visibility Patrols beyond the city limits.
- Ensure the effective use of the Intelligence Model to maximise the tactical deployment of resources.
- Continue to enhance the effectiveness of partnerships both at strategic and operational levels.
- Use the media to proactively inform the community.

Operational Results:

| | |
|---------------------|---|
| Key Measure: | Increase number of detections of anti-social behaviour offences. |
| Result: | <i>581 in total, this being an increase of 153% when compared to 2006/07.</i> |
| Key Measure: | Increase number of presentations, and initiatives, to schools and other groups. |
| Result: | <i>13, this being an increase of 3 when compared to 2006/07.</i> |
| Key Measure: | Increase number of focused operations to tackle issues of concern. |
| Result: | <i>14, this being an increase of 2 over the 2006/07 figures.</i> |
| Key Measure: | Increase number of detections of serious driving offences. |
| Result: | <i>1288, this being an increase of 26% when compared to 2006/07.</i> |
| Key Measure: | Reduce number of road traffic collisions resulting in fatality or serious injury. |
| Result: | <i>There were 34 reports in 2007/08, the same as during the previous year.</i> |



4. Reducing and Investigating Crime

Strategic Aim:

The RGP fully recognises that reducing crime is fundamental to everything it does and all its activities work to support this aim.

Part of its effort in reducing crime is through the effective use of the National Intelligence Model as adapted to Gibraltar's needs. This model uses a number of analytical tools to identify emerging crime trends, crime hotspots and prolific offenders.

From this analysis a planned approach to resolution of crime is devised. In addition the RGP has reorganised its Scenes of Crime structure into a more economic and efficient system to assist front line and specialist units in their initial response and investigation of crime.

Tactical Approach:

The RGP in consultation with the GPA agreed to:

- ❖ Provide forensic awareness to all front line officers.
- ❖ Continue to develop investigative and preventive training.
- ❖ Conduct drugs operations.
- ❖ Conduct operations to reduce and detect crimes of dishonesty and in particular burglaries.
- ❖ Conduct operations against offences of violence.
- ❖ Increase High Visibility Patrols to prevent and reduce crime.
- ❖ Provide Crime Prevention and Reduction advice.
- ❖ Use the media to inform the public of emerging crime trends.
- ❖ Conduct crime intelligence briefings to relevant stakeholders.
- ❖ Work with security firms and alarm companies to provide the best protection.
- ❖ Continue to develop crime prevention and detection partnerships.

Operational Results:

| | |
|---------------------|---|
| Key Measure: | Reduce overall Crime levels. |
| Result: | <i>There were 3675 Crimes recorded, an increase of 8% from 2006/07.</i> |
| Key Measure: | Increase the overall crime detection percentage. |
| Result: | <i>The 2007/08 Detection Rate was 60%, a decrease of 1% from 2006/07.</i> |
| Key Measure: | Increase number of Crime Prevention and Reduction surveys, talks and initiatives. |
| Result: | <i>38, this being an increase of 23 from the previous year.</i> |

2007 – 2008

STATISTICS

Statistical Information – Part I – Serious Crimes

| OFFENCES AGAINST THE PERSON | | | | |
|--|-----------------|-----------------|-----------------------|-----------------------------|
| Offences | Reported | Detected | Detection Rate | Notes |
| Conspiracy to Murder / Threats to kill | 1 | 1 | 100% | |
| GBH with intent | 1 | 1 | 100% | |
| GBH | 4 | 4 | 100% | |
| Wounding with intent | 1 | 1 | 100% | |
| Wounding | 12 | 4 | 33% | |
| Assault Occasioning Actual Harm | 83 | 62 | 75% | 5 Domestic Violence Reports |
| Cruelty / Neglect of children | 1 | 1 | 100% | |
| TOTAL | 103 | 74 | 72% | |
| BURGLARIES | | | | |
| Offences | Reported | Detected | Detection Rate | Notes |
| Burglary in a Dwelling | 33 | 13 | 39% | |
| Burglary Other | 132 | 39 | 30% | |
| Attempted Burglaries | 29 | 2 | 7% | |
| TOTAL | 194 | 54 | 28% | |
| ROBBERY | | | | |
| Offences | Reported | Detected | Detection Rate | Notes |
| Robbery | 7 | 5 | 71% | |
| Attempted Robbery | 4 | 2 | 50% | |
| TOTAL | 11 | 7 | 64% | |
| SEXUAL OFFENCES | | | | |
| Offences | Reported | Detected | Detection Rate | Notes |
| Rape | 4 | 4* | 100% | *1 Charge Pending |
| Gross Indecency with a boy | 1 | 1* | 100% | *1 Charge Pending |
| Indecent Assault on a female under 13 | 2 | 2 | 100% | |
| Indecent Assault on a female under 16 | 1 | 1 | 100% | |
| Indecent Assault on a female over 16 | 8 | 6 | 75% | |
| Unlawful sex with a female under 16 | 1 | 1 | 100% | |
| TOTAL | 17 | 15 | 88% | |
| THEFT & KINDRED OFFENCES | | | | |
| Offences | Reported | Detected | Detection Rate | Notes |
| Theft (serious) | 28 | 5 | 18% | |
| Theft or unauthorised taking of m/veh. | 85 | 24 | 28% | |
| Handling Stolen Goods | 14 | 14* | 100% | *4 Charges Pending |
| Going Equipped For theft/cheat | 4 | 4* | 100% | *1 Charge Pending |
| Blackmail | 1 | 1* | 100% | *1 Charge Pending |
| TOTAL | 132 | 48 | 36% | |
| FRAUD & DECEPTIONS | | | | |
| Offences | Reported | Detected | Detection Rate | Notes |
| Forgery | 7 | 4 | 57% | |
| Conspiracy to Defraud | 1 | 1 | 100% | |
| False Accounting | 2 | 2* | 100% | *1 Charge Pending |
| Obt. Property By Deception | 31 | 19 | 61% | |
| Obt. Services by Deception | 23 | 22 | 96% | *1 Charge Pending |
| Evading a Liability | 1 | 1 | 100% | |
| Obt Supp benefit by false representation | 1 | 1 | 100% | |
| Obtaining/Uttering Forged instrument | 2 | 2* | 100% | *2 Charges Pending |
| Money Laundering | 5 | 5* | 100% | *5 Charges Pending |
| Proc. execution of valuable sec. by dec. | 1 | 1 | 100% | |
| Possession of a Forged Document | 1 | 1 | 100% | |
| TOTAL | 75 | 59 | 79% | |



Statistical Information – Serious Crimes (cont.)

| CRIMINAL DAMAGE | | | | |
|---|-----------------|-----------------|-----------------------|--|
| Offences | Reported | Detected | Detection Rate | Notes |
| Arson endangering Life | 2 | 1 | 50% | |
| Arson not endangering life | 13 | 7 | 54% | |
| Causing Damage (General Serious) | 24 | 5 | 21% | |
| Causing Damage to M/Vehicle | 19 | 0 | 0% | |
| TOTAL | 58 | 13 | 22% | |
| FIREARMS OFFENCES | | | | |
| Offences | Reported | Detected | Detection Rate | Notes |
| Poss. Firearm / Ammunition | 6 | 6* | 100% | *1 Charge Pending |
| Discharging a Firearm | 2 | 0 | 0% | |
| TOTAL | 8 | 6 | 75% | |
| DRUGS | | | | |
| Offences | Reported | Detected | Detection Rate | Notes |
| Obstructing Misuse of Drugs Act | 39 | 39* | 100% | *6 Charges Pending |
| Introducing Drugs into Prison | 4 | 4 | 100% | |
| Cultivation of Cannabis Plant(s) | 2 | 2 | 100% | |
| Supplying / Offering Drugs | 4 | 4 | 100% | |
| Poss. With intent to Supply Drugs | 38 | 38* | 100% | *4 Charges Pending |
| Knowingly concerned in drugs supply | 4 | 4* | 100% | *4 Charges Pending |
| Possession of a Controlled Drug | 459 | 459* | 100% | *47 Charges Pending |
| Administering drugs to facilitate offence | 1 | 1 | 100% | |
| TOTAL | 551 | 551 | 100% | |
| VIOLENCE AGAINST POLICE | | | | |
| Offences | Reported | Detected | Detection Rate | Notes |
| Escaping From Lawful Custody | 1 | 1 | 100% | |
| Assault on Police | 31 | 31* | 100% | *5 Charges Pending |
| Impersonating a Police Officer | 1 | 0 | 0% | |
| TOTAL | 33 | 32 | 97% | |
| MISCELLANEOUS OFFENCES | | | | |
| Offences | Reported | Detected | Detection Rate | Notes |
| Attempts to pervert the course of Justice | 2 | 2 | 100% | |
| Breaking Prison | 2 | 1 | 50% | |
| Conduct endangering ships | 1 | 1 | 100% | |
| Bomb Hoaxes | 2 | 2 | 100% | |
| Harmful / Obscene publications | 1 | 1 | 100% | |
| Interfering With a Witness | 1 | 1 | 100% | |
| False Declaration | 3 | 3* | 100% | *1 Charge Pending |
| Intimidating Juror/ Witness etc. | 8 | 5 | 63% | |
| Oil Spillage | 1 | 1 | 100% | |
| Taking photos within court precincts | 1 | 1 | 100% | |
| Contempt of Court | 1 | 1* | 100% | *1 Charge Pending |
| Assisting an Offender | 1 | 1 | 100% | |
| Destroying Electoral Poster | 1 | 0 | 0% | |
| Uttering counterfeit coin / note | 2 | 1 | 50% | |
| TOTAL | 27 | 21 | 78% | |
| | Reported | Detected | Detection Rate | Notes |
| SERIOUS CRIME GRAND TOTAL | 1209 | 880 | 73% | 6% increase in Detection Rate. 6% increase in Serious Crimes. |

Statistical Information – Part II – Minor Crimes

| Offences | Reported | Detected | Detection Rate | Notes |
|---|------------|------------|----------------|------------------------------|
| OFFENCES AGAINST THE PERSON | | | | |
| Assault (Common Assaults) | 177 | 91 | 51% | 14 Domestic Violence Reports |
| TOTAL | 177 | 91 | 51% | |
| THEFT & KINDRED OFFENCES | | | | |
| Theft from a Vehicle | 135 | 9 | 7% | |
| Theft (minor) | 474 | 111 | 23% | |
| Attempted Thefts | 4 | 2 | 50% | |
| TOTAL | 613 | 122 | 20% | |
| CRIMINAL DAMAGE | | | | |
| Causing Damage (minor) | 113 | 41 | 36% | |
| Causing Damage to Vehicles | 273 | 15 | 5% | |
| TOTAL | 386 | 56 | 15% | |
| ANTI-SOCIAL BEHAVIOUR OFFENCES | | | | |
| Anti-Social Behaviour Damages | 73 | 11 | 15% | |
| Breach of Peace | 20 | 20* | 100% | *7 Charges Pending |
| Throwing Missiles | 28 | 10 | 36% | |
| Making a Disturbance | 61 | 61* | 100% | *4 Charges Pending |
| Violent Behaviour | 79 | 79* | 100% | *9 Charges Pending |
| Urinating in a Public Place | 24 | 24* | 100% | *7 Charges Pending |
| Music from Cars | 80 | 80 | 100% | |
| Discharging / Possession Fireworks | 2 | 1 | 50% | |
| Drunk and Disorderly | 206 | 206* | 100% | *26 Charges Pending |
| Found Drunk | 60 | 60* | 100% | *3 Charges Pending |
| Begging | 25 | 25 | 100% | |
| Other Miscellaneous Nuisance Offences | 4 | 4* | 100% | *1 Charge Pending |
| TOTAL | 662 | 581 | 88% | |
| POLICE RELATED OFFENCES | | | | |
| Disorderly Conduct in a Police Station | 21 | 21 | 100% | |
| Obstructing Police Section 89(1) | 90 | 90* | 100% | *7 Charges Pending |
| Resisting Police | 30 | 30* | 100% | *4 Charges Pending |
| Wasting Police Time | 4 | 4* | 100% | *1 Charge Pending |
| TOTAL | 145 | 145 | 100% | |
| IMMIGRATION OFFENCES | | | | |
| Found in Gibraltar Without a Permit | 11 | 11* | 100% | *3 Charges Pending |
| Other General Immigration Offences | 4 | 4 | 100% | |
| TOTAL | 15 | 15 | 100% | |
| TOBACCO SMUGGLING | | | | |
| Exporting Tobacco & Attempts | 4 | 4* | 100% | *1 Charge Pending |
| Poss. Commercial Quantity of Tobacco | 36 | 36* | 100% | *9 Charges Pending |
| Transporting Tobacco | 1 | 1 | 100% | |
| TOTAL | 41 | 41 | 100% | |
| CHILDREN AND YOUNG PERSONS | | | | |
| Selling alcohol to a person under 16 | 5 | 5 | 100% | |
| TOTAL | 5 | 5 | 100% | |



Statistical Information – Minor Crimes (cont.)

| MISCELLANEOUS OFFENCES NOT INCLUDED ABOVE | | | | |
|--|-----------------|-----------------|-----------------------|---|
| Indecent Behaviour / Exposure | 4 | 3 | 75% | |
| Indecent Behaviour whilst Drunk | 7 | 7 | 100% | |
| Poss. Of an Offensive Weapon | 27 | 27* | 100% | *4 Charges Pending |
| Offensive Conduct | 7 | 7* | 100% | *1 Charge Pending |
| Animals and Birds Act | 44 | 36 | 82% | |
| Camping | 17 | 17* | 100% | *2 Charges Pending |
| Found in an Enclosed Area | 2 | 2 | 100% | |
| Unlawful possession of dutiable goods | 1 | 1 | 100% | |
| Illegal Import (vessel) | 1 | 1 | 100% | |
| Improper use of public electronic comm. | 43 | 10 | 23% | |
| Nature Reserve Offences | 9 | 9 | 100% | |
| Insult / Threatening Words / Behaviour | 132 | 75 | 57% | |
| Malicious Telephone Calls | 26 | 3 | 12% | |
| Failing to Comply with Court Orders | 14 | 13 | 93% | |
| Abstracting Electricity | 2 | 2 | 100% | |
| Making off without payment | 36 | 9 | 25% | |
| Interfering with a motor vehicle | 3 | 2 | 67% | |
| Beach Bye Laws | 6 | 6 | 100% | |
| Port Rules | 6 | 6* | 100% | *1 Charge Pending |
| TOTAL | 387 | 236 | 61% | |
| LIQUOR LICENCE OFFENCES | | | | |
| Drunk in charge of a Child | 2 | 2 | 100% | |
| TOTAL | 2 | 2 | 100% | |
| LICENSING OFFENCES (NOT MENTIONED ABOVE) | | | | |
| Keeping a Disorderly House | 1 | 1 | 100% | |
| Displaying Tobacco Advertising | 10 | 10 | 100% | |
| No Displaying Tavern Licence | 1 | 1 | 100% | |
| Not Complying with Tobacco Licence | 6 | 6 | 100% | |
| Not Having/Displaying Trade Licence | 3 | 3 | 100% | |
| Other Licence offences (not quoted) | 8 | 8 | 100% | |
| Transceiver no Licence | 2 | 2 | 100% | |
| Playing Music after hours | 2 | 2 | 100% | |
| TOTAL | 33 | 33 | 100% | |
| | Reported | Detected | Detection Rate | Notes |
| MINOR CRIME GRAND TOTAL | 2466 | 1327 | 54% | 4% Decrease in Detection Rate. 9% Increase in Minor Crime. |
| OVERALL CRIME TOTALS | 3675 | 2207 | 60% | 1% Decrease in Detection Rate. 8% Increase in Overall Crime. |

SEARCHES UNDERTAKEN DURING 2007 - 2008

| | 2007 | | | | | | | | | | 2008 | | | Total |
|------------------------|-----------|-----------|-----------|-----------|-----------|-----------|------------|-----------|-----------|-----------|-----------|-----------|------------|-------|
| | Apr | May | June | July | Aug | Sept | Oct | Nov | Dec | Jan | Feb | Mar | | |
| Stolen Property | 5 | 8 | 2 | 8 | 8 | 11 | 22 | 27 | 3 | 13 | 9 | 13 | 129 | |
| Drugs | 30 | 34 | 27 | 29 | 43 | 39 | 71 | 42 | 29 | 51 | 49 | 28 | 472 | |
| Weapons | 1 | 0 | 0 | 0 | 0 | 0 | 1 | 2 | 2 | 1 | 0 | 0 | 7 | |
| Tobacco | 1 | 4 | 3 | 6 | 4 | 9 | 11 | 25 | 2 | 17 | 14 | 9 | 105 | |
| Other | 0 | 4 | 1 | 6 | 4 | 1 | 2 | 2 | 0 | 3 | 1 | 2 | 26 | |
| TOTALS | 37 | 50 | 33 | 49 | 59 | 60 | 107 | 98 | 36 | 85 | 73 | 52 | 739 | |



Statistical Information – Part III – Traffic & Miscellaneous Matters

| OFFENCES | PROCESSED | NOTES |
|-------------------------------|--------------|-------------------------------|
| TRAFFIC OFFENCES | | |
| Dangerous Driving | 93 | +16% in processes from 06/07. |
| Careless Driving | 79 | +27% in processes from 06/07. |
| Speeding | 1116 | +54% in processes from 06/07. |
| Traffic Light Offences | 195 | +22% in processes from 06/07. |
| Driving under the Influence | 165 | +6% in processes from 06/07. |
| All other Traffic Offences | 9674 | +49% in processes from 06/07. |
| TRAFFIC OFFENCES TOTAL | 11322 | |

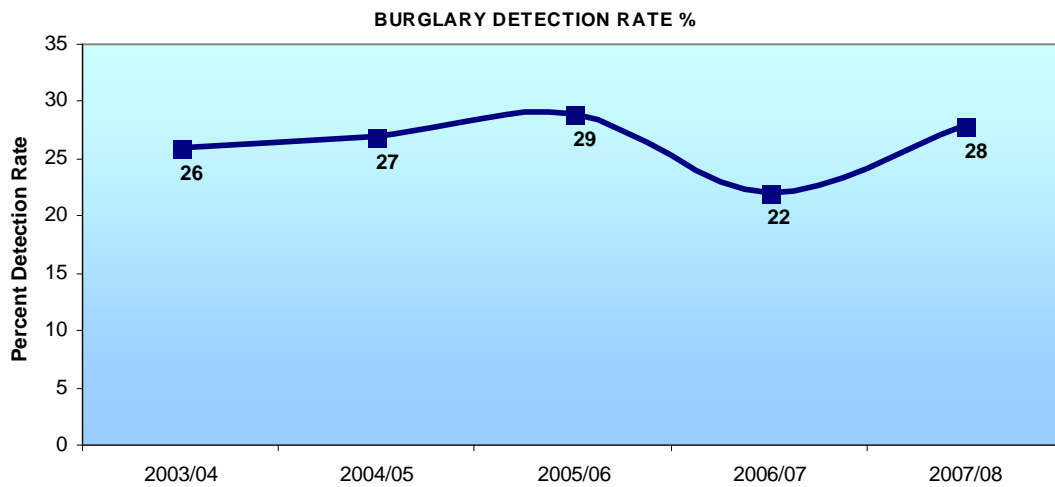
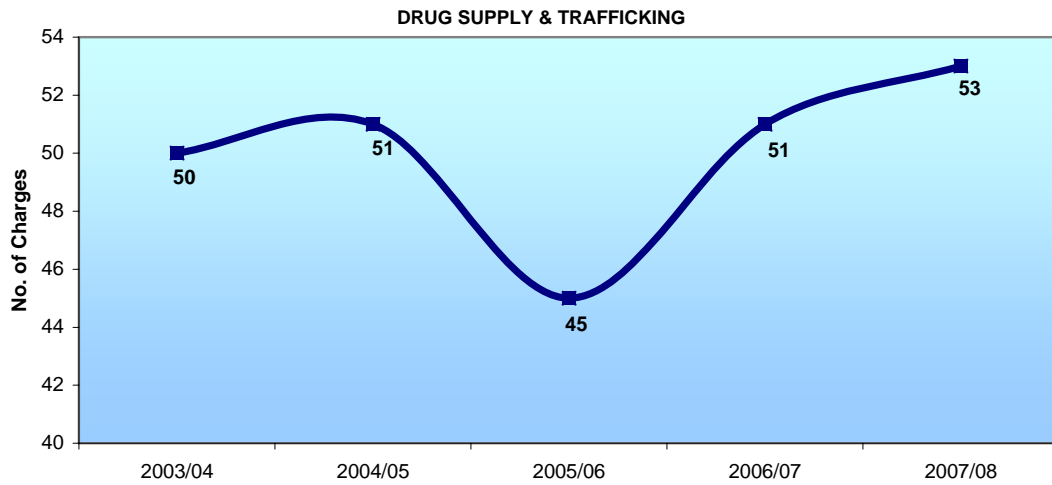
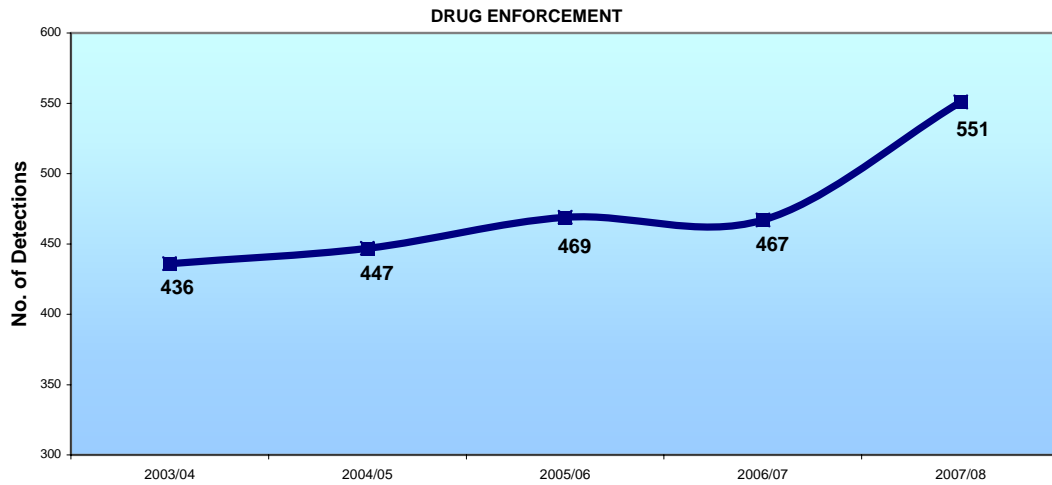
| TRAFFIC ACCIDENTS | NUMBER | NOTES |
|--------------------------------|------------|----------------------------|
| Damage Only | 660 | |
| Slight Injury | 141 | |
| Serious Injury | 34 | |
| Fatal | 0 | |
| TRAFFIC ACCIDENTS TOTAL | 835 | 0.5% Reduction from 06/07. |

| MISCELLANEOUS | INCIDENTS | NOTES |
|------------------------------------|-------------|------------------------------------|
| Fatal accidents – Not Traffic | 1 | Construction Site Accident |
| Other Accidents – Not Traffic | 31 | |
| Fires | 31 | |
| Domestic and Civil Disputes | 63 | |
| Domestic Violence Reports | (19) | Figures incl. in Crime statistics |
| Other incidents attended by Police | 2229 | +97% Increase from 2006/07 |
| Litter Tickets | 10 | |
| Warrants Executed | 3095 | |
| Total Persons arrested by Warrants | (1403) | Figures incl. in warrants executed |
| MISCELLANEOUS TOTAL | 5460 | +19% Increase from 2006/07 |

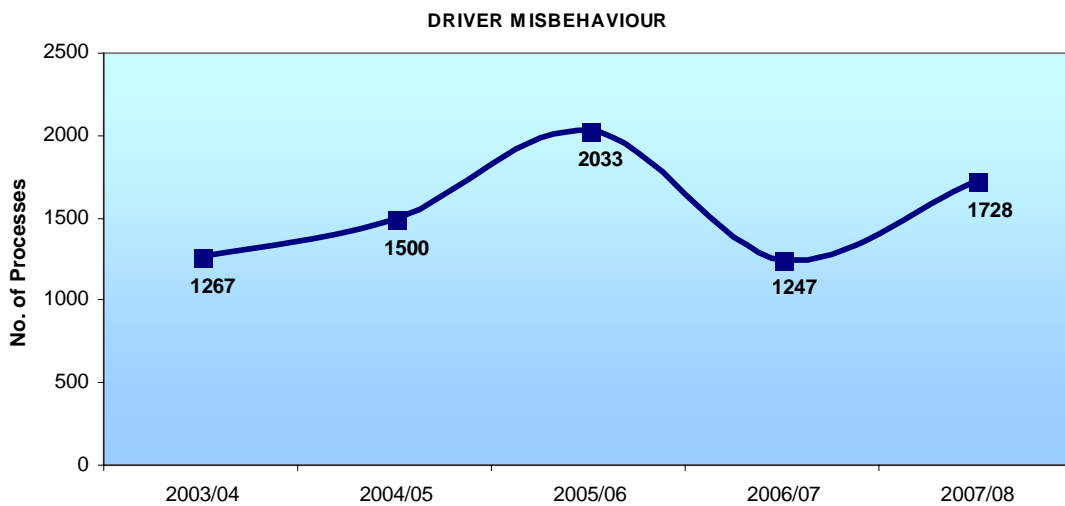
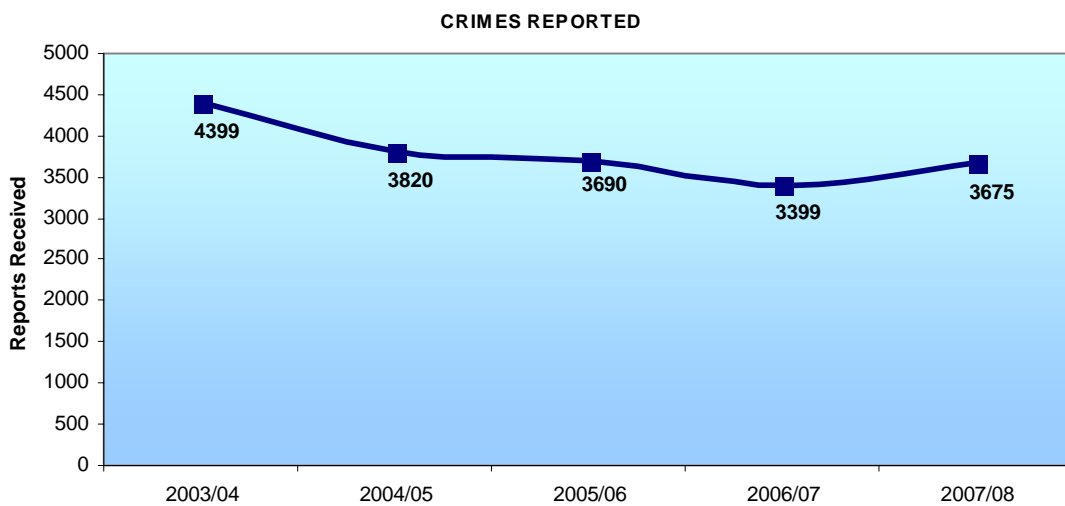
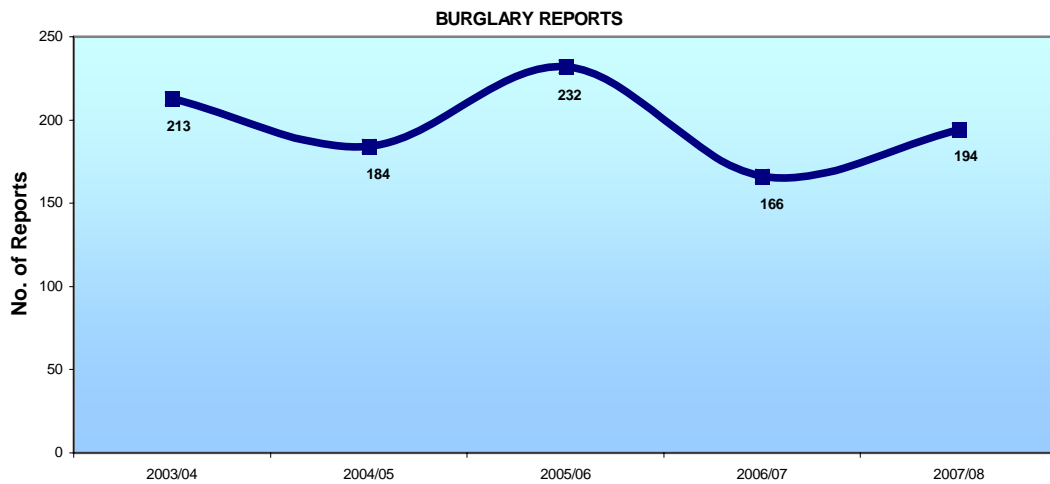
| GENERAL FIGURES | 2006/07 | 2007/08 | NOTES |
|--|---------|---------|----------------------------|
| Total Crimes Recorded | 3399 | 3675 | 8% Increase from 2006/07. |
| Total Crimes Detected | 2075 | 2207 | 6% Increase from 2006/07. |
| Serious Crimes per 1000 Population* | 36 | 38 | 6% Increase from 2006/07. |
| Overall Detection Rate | 61% | 60% | 1% Decrease from 2006/07. |
| Domestic Violence Reports | 15 | 19 | 27% Increase from 2006/07. |
| Fatal / serious injury traffic accidents | 34 | 34 | - |
| Number of Persons Arrested | 2155 | 2157 | - |
| Number of Persons Charged | 1500 | 1344 | 10% Decrease from 2006/07. |
| Number of Persons Released | 361 | 350 | 3% Decrease from 2006/07. |
| Number of Persons Cautioned | 546 | 583 | 7% Increase from 2006/07. |
| Number of Persons Handed Over | 23 | 24 | - |
| Number of Persons Summoned | 7619 | 11536 | 51% Increase from 2006/07. |

* Calculated with a population of 32, 000. Figures supplied by Gibraltar Government Statistics Office. It must be borne in mind that Gibraltar receives approximately eight million visitors annually and, additionally, has a large foreign-based workforce.

Five-year Comparisons

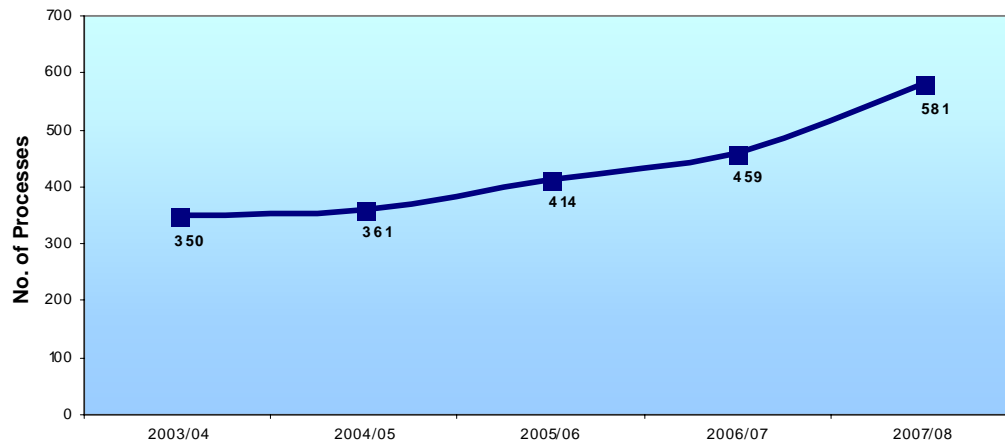


Five-year Comparisons (Cont.)

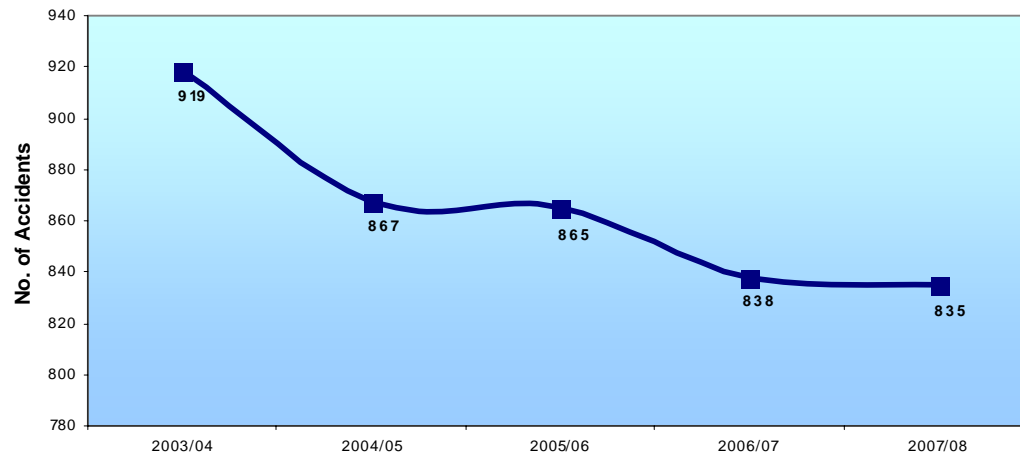


Five-year Comparisons (Cont.)

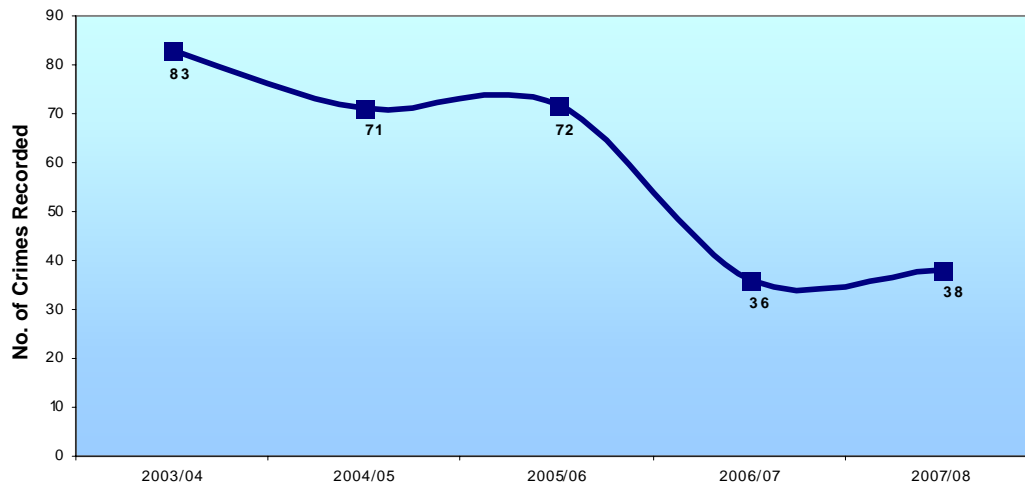
ANTI-SOCIAL BEHAVIOUR ENFORCEMENT



ROAD TRAFFIC ACCIDENTS



SERIOUS CRIME PER 1000 POPULATION



The Year in Review - The Gibraltar Police Authority

Meetings

Following its first meeting on the 19th March 2007, the GPA has met once a month. The GPA has four sub-committees which meet regularly. The sub-committees deal with the following matters:

- The Policing Plan and Annual Report.
- Finance and value for money.
- Public Engagement.
- Human Resources, Training and Professional Standards.

The GPA and its sub-committees discharge the role and responsibilities ascribed to it under the Police Act 2006.

Value for money in Policing

In order to secure the maintenance of an efficient and effective police force for Gibraltar within the financial resources available to it and on a value for money basis, the GPA is required to review the manner in which the RGP makes the best use of its resources.

There is constant monitoring in the manner finances are handled in order to achieve best value, greater clarity and accountability. This ongoing monitoring is carried out by the RGP under their own internal control systems, by the GPA in monitoring the expenditure and with Value for Money Reviews and by the Government Audit Department which carry out yearly audits.

Community Engagement

Pursuant to the Police Act 2006, the GPA is required to provide a mechanism for enhanced police accountability through a process of consultation with the community. Given that the RGP polices Gibraltar with the consent of the community, one of the key objectives of the Authority is to consult widely with the people of Gibraltar to identify and analyse the concerns and expectations of the whole community on policing matters.

This consultation with the community helps the GPA to draw up the Annual Policing Plan which it is required to prepare for the RGP. The Policing Plan sets the policing priorities and targets for the RGP for the year ahead.

In December 2007 the GPA initiated a Public Consultation Survey in the form of a questionnaire which was widely distributed. The questionnaire was also available in the GPA web-site. In addition to the general public the following were approached:

- All Tenants Associations
- A major organisations including the business community.
- Students of Year 12 & 13 at Westside and Bayside Schools and at the College of Further Education.
- Senior Citizens' Clubs.

The results of the survey will be taken into account in drawing up the Policing Plan for the year 2008/2009.

Police Complaints Board

The Police Complaints Board (PCB) deals with complaints made against the conduct of Police Officers. The PCB is appointed under the Police Complaints Regulations 2008 published under the provisions of the Police Act 2006 and is composed of five independent members who are charged with the duty of investigating and determining the complaints.

Between April 2007 and March 2008, the PCB recorded a total of 57 complaints against Police Officers. A summary of the results is as follows:

| □ □ Type of Complaint made: | | No. of Complaints received: | PCB Investigation Result | | | | | | | |
|--------------------------------|------|-----------------------------|--------------------------|-----------------------|----------------------|----------------|-------------------|---------------------|---------------------|----------------|
| | | | Unsubstantiated | Dealt by Line Manager | PCB closed complaint | Non-Complaints | No Further Action | Disciplinary Action | Complaint withdrawn | Pending Result |
| □ Abuse of Authority | □ 33 | 20 | 4 | 4 | 2 | 1 | 1 | 0 | 1 | |
| □ Improper Behaviour | □ 1 | 0 | 0 | 0 | 0 | 0 | 0 | 1 | 0 | |
| □ Discreditable Conduct | □ 1 | 0 | 0 | 0 | 0 | 0 | 0 | 1 | 0 | |
| □ Excessive Force | □ 1 | 0 | 0 | 0 | 0 | 0 | 0 | 1 | 0 | |
| □ Uncivil Behaviour | □ 10 | 5 | 4 | 0 | 0 | 1 | 0 | 0 | 0 | |
| □ Neglect of Duty | □ 9 | 7 | 1 | 0 | 0 | 0 | 0 | 0 | 1 | |
| □ Damage to property | □ 1 | 1 | 0 | 0 | 0 | 0 | 0 | 0 | 0 | |
| □ Harassment | □ 1 | 1 | 0 | 0 | 0 | 0 | 0 | 0 | 0 | |
| □ Total Complaints Received: | □ 57 | 34 | 9 | 4 | 2 | 2 | 1 | 3 | 2 | |

Acquisition of Premises and Staff

During the year under review the GPA acquired offices at No.1, Casemates House and two members of staff were employed.

Web-site

The GPA web-site was set up during the year, it can be found at www.gpa.gi



The Year in Review – The Royal Gibraltar Police

Strength The total strength of the RGP during this reporting year was 227 Police Officers plus a supporting staff of 29.

Financial support

The Government of Gibraltar has continued to financially support and invest significantly in the RGP. This year the Government provided extra funding for a new Custody Suite, a new Control Room, a new Operations Room, CCTV systems, extra vehicles, new radios and further IT equipment.

The total cost of running the RGP during the year under review was £9,710,394.

Resources

Buildings

The new custody suite, completed during the year under review, has proved to be a substantial improvement for the care of those in custody and the working environment of those who run the suite.

Works on the new Control Room and the Operations Room are well under way, with completion envisaged in mid 2008.

The new custody suite, coupled with other enhancements to existing buildings, has allowed the RGP to improve the quality of service it provides to the community in general.

Information Technology

Over the past year, the RGP has further improved its IT resources. Systems have been created in order to make processes and procedures faster and less cumbersome. This reduces the amount of time officers take to complete paperwork within the station and increases the time spent on High Visibility Patrols. New computers and ancillary equipment have been installed and further expansion is planned.

Communications

The implementation of the new Emergency Services Radio system is in the final stages of completion. The new encrypted system will not only allow for the respective Emergency Services to work independently but also, should the need arise, to be able to communicate effectively with each other.

Vehicle Fleet

During the year in review, the RGP has acquired one Incident Command Vehicle, one Armed Response Vehicle, one Van, two 750cc Patrol Motorcycles and three 125cc Patrol Motorcycles. These will assist the organisation in continuing the high standard of service delivery provided to the community.

Training

During the course of the year, substantial investment has been made to provide the members of the RGP with professional and personal development training. In addition to this, the RGP offers training courses and facilities to outside Agencies such as Schools, the Scouts and Guides Associations and other Government Departments. Examples of courses and conferences attended, or provided, during 2007-08 are:

UK & Overseas Courses/Attachments

- ❑ Hampshire Constabulary Secondments
- ❑ HMIC Secondment
- ❑ Tactical Firearms Unit Course
- ❑ Senior Leadership Development
- ❑ FBI Course
- ❑ Fingerprint Foundation Course
- ❑ Welfare Officer Course
- ❑ Police Instructor Course
- ❑ Casualty Bureau Manager Course
- ❑ Drug Expert Witness Course
- ❑ Firearms Instructor Course
- ❑ Strategic Command Course

UK & Overseas Conferences

- ❑ Association of Police Authorities
- ❑ Police Welfare Association
- ❑ European Air & Sea Port (EAASP)
- ❑ Interpol Head of NCB
- ❑ Assoc of Chief Police Officers (ACPO)
- ❑ Police Federation
- ❑ Police Small Islands Forum
- ❑ Fleet Managers
- ❑ Int. Assoc of Chief Police (IACP)
- ❑ FBI
- ❑ Interpol General + Peer Assessment Group Assembly

Local Courses

- ❑ Recruit Schools 1/2007 & 1/2008
- ❑ First Aid Courses (10)
- ❑ Public Order
- ❑ Tactical & Authorised Firearms
- ❑ Child Protection
- ❑ Major Disaster
- ❑ Breathalyser
- ❑ Pre-Retirement
- ❑ Investors in People
- ❑ All Arms Search Teams
- ❑ Unarmed Defensive Tactics
- ❑ Fingerprint
- ❑ Force-wide Training Days (4)

Courses supplied to other Agencies

- ❑ Comprehensive Schools
- ❑ Middle Schools
- ❑ Life Guards
- ❑ Cycling Proficiency
- ❑ Duke of Edinburgh Award Scheme
- ❑ Vocational Trainees
- ❑ Social Services Department
- ❑ Education Department
- ❑ Scouts Association
- ❑ Guides Association

Investors in People

The GPA fully supports the RGP's commitment to the personal and professional development of its staff. This is illustrated by the fact that, during the year in review, the organisation has embarked on a programme to gain accreditation for the Investors in People award. It is hoped that successful accreditation will be attained during the forthcoming year and, as a result, it has been highlighted as one of the organisational targets to be achieved in 2008-09.

Honours and Awards

Between April 2007 and March 2008, the following awards were made to members of the RGP:

Long Service Awards

The Police Long Service and Good Conduct Medal is awarded after eighteen years meritorious service in police work. After twenty-five years service a clasp to the Long Service Medal is bestowed. During this year, the following officers have been honoured as follows:

First Clasp to the Long Service Medal:

*Inspector James Alcantara
Inspector Michael Larkham
Police Sergeant Louis Russo
Police Constable John Pizarro*

*Inspector James Golt
Inspector Isaac Massias
Police Constable Joseph L Bonavia*

Police Long Service Medal:

*Inspector Richard Ullger
Police Constable William Doherty*

Police Constable James Parody

Gibraltar Award (Governor's Certificate and Badge of Honour):

Police Constable Henry Sacramento

Coroner's Commendation:

*Inspector Paul Richardson MA (dist.)
Police Constable Christine Sawyer*

Promotion to Sergeant:

Police Constable Christine Sawyer

Internal Honours and Awards

Commissioner's Commendations:

Police Sergeant John Field

Police Sergeant John Goodman

Police Sergeant Aldra Cerisola

Police Constable Christine Sawyer (2 Awards)

Police Constable Jamie Barry

Police Constable Douglas Balloqui

Police Constable Paul Chiara

Police Constable Joseph Yome

Police Constable Mark Garratt

Police Constable Albert Fernandez

Deputy Commissioner's Commendations:

Police Constable Ernest McMahon

Police Constable Sean Reyes

Police Constable Jonathan Barcio

Police Constable Keiron Reyes (2 Awards)

Police Constable Darrell Oliveira



Gavin Clinton Award (Constable of the Year): *Police Constable Sean Perera*

Support Staff Member of the Year: *Administrative Officer Krisanne Butron*

Best Academic Recruit (Class 1/2007): *Police Constable John Oliveira*

Best All Round Recruit (Class 1/2007): *Police Constable Donovan Galia*

Academic Awards

Master of Arts Degree in Enterprise Management (Durham University):

Superintendent Joseph Gomez LLB (Hons)

Chief Inspector David Smith (with Distinction)

Inspector Paul Richardson (with Distinction)

Diploma in Criminology (Open University): *Police Sergeant Roy Perez*

Retirements

Police Sergeant George Field

Police Constable Mario Baglietto

Police Constable Joseph Azzopardi

Police Constable William Livingstone

Police Constable Brian Slattery

Police Constable Olegario Huart

Police Constable Mabelle Imossi

Police Constable Frank Rawlinson



Demands on the RGP DURING 2007/2008

During the reporting year the RGP dealt with the following:

| | 2006/2007 | 2007/2008 | %Change +/- |
|----------------------------|-----------|-----------|-------------|
| Recorded Crime | 3399 | 3675 | +8% |
| Traffic Accidents attended | 838 | 835 | -1% |
| Other incidents attended | 4606 | 5460 | +19% |
| Emergency Calls attended | 962 | 1068 | +11% |
| Enquiry calls | 7790 | 5113 | -34% |
| Detections | 2075 | 2207 | +6% |
| Detection rate % | 61% | 60% | -1% |
| Persons Arrested | 2155 | 2157 | - |
| Persons Charged | 1500 | 1344 | -10% |
| Persons Cautioned | 546 | 583 | +7% |
| Persons Released | 361 | 350 | -3% |

